



ASBK RESULTS

AUSTRALIAN SUPERSPORT CHAMPIONSHIP

Date: 29/02/20
 Event: R03
 Weather: Mostly cloudy - Temp: 16.1C
 Track: Dry - Temp: 18.5C

Race 1

Started at: 09:00:37
 Laps: 10
 Starters: 22
 Printed at: 18:01

PROVISIONAL CLASSIFICATION

| Pos | No | Gr | Name | Machine | Laps | Race Time | Behind Leader | Behind Prev | Fastest Lap | On Lap | Top Speed |
|-----|-----|----|---|---------------|------|-----------|---------------|-------------|-------------|--------|-----------|
| 1 | 68 | | Oli BAYLISS (QLD) / Cube Racing | Yamaha YZF-R6 | 10 | 16:13.415 | | | 1:36.261 | 4 | 269 |
| 2 | 1 | | Tom TOPARIS (NSW) / Benro Racing / Leda / Motul / Pirelli / Goodridge / Bikebiz / Koda / UD | Yamaha YZF-R6 | 10 | 16:13.452 | .037 | .037 | 1:36.300 | 3 | 273 |
| 3 | 27 | | Nic LIMINTON (SA) / YMA / RBS / Maxima / Ohlins / Kenmar / Venhill / Arai | Yamaha YZF-R6 | 10 | 16:14.123 | .708 | .671 | 1:36.308 | 5 | 267 |
| 4 | 64 | | Tom EDWARDS (NSW) / Bikebiz / Steeline Hunter / Inglis Plumbing | Yamaha YZF-R6 | 10 | 16:14.391 | .976 | .268 | 1:36.506 | 4 | 274 |
| 5 | 28 | | Jack HYDE (NSW) / SSS Developments / Yamaha Australia / YRD / Wet 4 U | Yamaha YZF-R6 | 10 | 16:14.941 | 1.526 | .550 | 1:36.537 | 4 | 267 |
| 6 | 127 | | Max STAUFFER (NSW) / GTR Motostars Team / RS+C / Doctor Mak / YRD / Motul / Pirelli | Yamaha YZF-R6 | 10 | 16:20.706 | 7.291 | 5.765 | 1:36.948 | 9 | 273 |
| 7 | 61 | | Rhys BELLING (VIC) / LXI Racing / YRD / Yamaha / The Grinning Dingo / RB Building Services | Yamaha YZF-R6 | 10 | 16:23.584 | 10.169 | 2.878 | 1:37.142 | 6 | 271 |
| 8 | 17 | | Broc PEARSON (QLD) / Yamaha Motor Aust. / YRD / City2Surf Locksmith | Yamaha YZF-R6 | 10 | 16:27.854 | 14.439 | 4.270 | 1:37.619 | 10 | 270 |
| 9 | 29 | | Ted COLLINS (VIC) / JC M-sports / Deckert Group / RA Steel / Traction Control Susp. / Nitron | Suzuki GSXR | 10 | 16:27.933 | 14.518 | .079 | 1:37.655 | 5 | 265 |
| 10 | 46 | | Aidan HAYES (NSW) / Hayes Johnston / Hayes Electrical / YRD / Sheppards Diesel / West Sliders | Yamaha YZF-R6 | 10 | 16:28.683 | 15.268 | .750 | 1:37.432 | 6 | 267 |
| 11 | 86 | | Dallas SKEER (SA) / Penrite Oils / Barry Francis M-cycles / Suzuki Aust. / Ron Angel Classic Racing | Suzuki GSXR | 10 | 16:28.750 | 15.335 | .067 | 1:37.569 | 6 | 272 |
| 12 | 85 | | Ty LYNCH (SA) / Russell Phillips M-sports / Metcher M-sports / Adelaide M-cycle Recovery | Yamaha YZF-R6 | 10 | 16:35.251 | 21.836 | 6.501 | 1:37.743 | 4 | 267 |
| 13 | 96 | | Luke MITCHELL (NSW) / JNL Racing Yamaha | Yamaha YZF-R6 | 10 | 16:41.887 | 28.472 | 6.636 | 1:38.696 | 2 | 268 |
| 14 | 52 | | Ryan TAYLOR (VIC) / Arden Homes / Pablos's Motorcycle Tyres / RTR | Yamaha YZF-R6 | 10 | 16:42.061 | 28.646 | .174 | 1:38.661 | 6 | 268 |
| 15 | 82 | | Chris QUINN (NSW) / Coopers Dry / The Channon Tavern / YRD / Addicted To Track / Michelin | Yamaha YZF-R6 | 10 | 16:42.106 | 28.691 | .045 | 1:38.522 | 9 | 271 |
| 16 | 25 | | Brodie MALOUF (NSW) / A&G Constructions / Simon Caddy Electrical / GeeTee M-cycles / YRD | Yamaha YZF-R6 | 10 | 17:01.757 | 48.342 | 19.651 | 1:40.303 | 2 | 269 |
| 17 | 71 | | Darren McGRATH (WA) / RMG plant hire | Kawasaki ZX6R | 10 | 17:06.628 | 53.213 | 4.871 | 1:40.287 | 9 | 258 |
| 18 | 58 | | Mitch KUHNE (QLD) / Shark Leathers / Phresh Ink / Nolan Helmets / Liqui Moly / Moto Products | Yamaha YZF-R6 | 10 | 17:09.233 | 55.818 | 2.605 | 1:40.766 | 8 | 262 |
| 19 | 555 | | Andrew EDSER (NSW) / Race Art Designs / Penrite Oils / Maverick Racing Development | Kawasaki ZX6R | 10 | 17:17.140 | 1:03.725 | 7.907 | 1:42.345 | 7 | 265 |
| 20 | 30 | | Stephany KAPILAWI-JAMES (QLD) / Big Knobs Crash Sliders / Stitch Smith / Caloundra Stickerman / Bridgestone | Yamaha YZF-R6 | 10 | 17:32.967 | 1:19.552 | 15.827 | 1:44.055 | 5 | 262 |
| DNF | 42 | | Jack PASSFIELD (NSW) / Stay Upright Rider Training / MCC Security / GASD Susp. / Dmoto / Pirelli | Yamaha YZF-R6 | 7 | 11:22.600 | 3 Laps | | 1:36.200 | 2 | 265 |
| DNF | 24 | | Patrick LI (VIC) / R6 / MotoGo / RS TAICHI | Yamaha YZF-R6 | 6 | 10:25.276 | 4 Laps | | 1:42.613 | 6 | 256 |

Fastest Lap was 1:36.200 by Jack PASSFIELD (NSW)

Current race lap record for SS class - 1:35.200 by Bryan STARING (VIC) on a Yamaha YZF R6 set on 17/10/09

The results are provisional until the end of the time limit for protests and appeals.

Chief Timekeeper - Scott Laing

Clerk of Course - Tom Williams



COMPUTIME RACE TIMING SYSTEMS PTY LTD
www.computime.com.au

E-mail: scott@computime.com.au / Ph: 0418 17 13 17





ASBK RESULTS

AUSTRALIAN SUPERSPORT CHAMPIONSHIP

Race 1

Date: 29/02/20
Event: R03
Weather: Mostly cloudy - Temp: 16.1C
Track: Dry - Temp: 18.5C

Started at: 09:00:37
Laps: 10
Starters: 22
Printed at: 18:01

PROVISIONAL LAP TIMES

| No | Name | Lap 1 | Lap 2 | Lap 3 | Lap 4 | Lap 5 | Lap 6 | Lap 7 | Lap 8 | Lap 9 | Lap 10 |
|-----|-------------------------------|----------|-----------------|-----------------|-----------------|-----------------|-----------------|-----------------|-----------------|-----------------|-----------------|
| 1 | Tom TOPARIS (NSW) | 1:43.253 | 1:36.503 | <u>1:36.300</u> | 1:36.481 | 1:36.597 | 1:37.299 | 1:36.508 | 1:37.102 | 1:36.756 | 1:36.653 |
| 17 | Broc PEARSON (QLD) | 1:46.320 | 1:37.893 | 1:38.113 | 1:38.009 | 1:37.827 | 1:38.183 | 1:37.920 | 1:37.959 | 1:38.011 | <u>1:37.619</u> |
| 24 | Patrick LI (VIC) | 1:51.011 | 1:42.886 | 1:42.683 | 1:42.769 | 1:43.314 | <u>1:42.613</u> | | | | |
| 25 | Brodie MALOUF (NSW) | 1:48.582 | <u>1:40.303</u> | 1:40.622 | 1:40.455 | 1:41.021 | 1:41.277 | 1:41.774 | 1:44.462 | 1:41.910 | 1:41.351 |
| 27 | Nic LIMINTON (SA) | 1:43.593 | 1:36.857 | 1:36.747 | 1:36.392 | <u>1:36.308</u> | 1:36.963 | 1:37.009 | 1:37.126 | 1:36.457 | 1:36.671 |
| 28 | Jack HYDE (NSW) | 1:43.199 | 1:36.768 | 1:37.010 | <u>1:36.537</u> | 1:36.747 | 1:36.933 | 1:37.155 | 1:37.259 | 1:36.623 | 1:36.710 |
| 29 | Ted COLLINS (VIC) | 1:46.031 | 1:38.078 | 1:38.635 | 1:38.130 | <u>1:37.655</u> | 1:37.892 | 1:37.907 | 1:37.660 | 1:38.218 | 1:37.727 |
| 30 | Stephany KAPILAWI-JAMES (QLD) | 1:53.064 | 1:44.224 | 1:44.551 | 1:44.165 | <u>1:44.055</u> | 1:44.844 | 1:44.748 | 1:44.684 | 1:44.073 | 1:44.559 |
| 42 | Jack PASSFIELD (NSW) | 1:42.900 | <u>1:36.200</u> | 1:36.639 | 1:36.440 | 1:36.583 | 1:37.483 | 1:36.355 | | | |
| 46 | Aidan HAYES (NSW) | 1:44.544 | 1:38.029 | 1:38.323 | 1:37.745 | 1:37.548 | <u>1:37.432</u> | 1:37.844 | 1:38.668 | 1:39.144 | 1:39.406 |
| 52 | Ryan TAYLOR (VIC) | 1:47.957 | 1:39.350 | 1:39.084 | 1:39.637 | 1:38.945 | <u>1:38.661</u> | 1:39.264 | 1:39.724 | 1:39.708 | 1:39.731 |
| 58 | Mitch KUHNE (QLD) | 1:49.771 | 1:43.194 | 1:43.093 | 1:43.088 | 1:43.245 | 1:41.721 | 1:41.197 | <u>1:40.766</u> | 1:40.914 | 1:42.244 |
| 61 | Rhys BELLING (VIC) | 1:45.217 | 1:37.590 | 1:37.556 | 1:37.656 | 1:37.377 | <u>1:37.142</u> | 1:37.340 | 1:37.398 | 1:37.875 | 1:38.433 |
| 64 | Tom EDWARDS (NSW) | 1:43.898 | 1:36.894 | 1:36.735 | <u>1:36.506</u> | 1:36.870 | 1:36.710 | 1:36.847 | 1:36.652 | 1:36.744 | 1:36.535 |
| 68 | Oli BAYLISS (QLD) | 1:42.798 | 1:36.278 | 1:36.763 | <u>1:36.261</u> | 1:36.639 | 1:37.457 | 1:36.604 | 1:37.136 | 1:36.952 | 1:36.527 |
| 71 | Darren McGRATH (WA) | 1:51.049 | 1:42.894 | 1:42.557 | 1:43.227 | 1:42.877 | 1:41.665 | 1:40.743 | 1:40.414 | <u>1:40.287</u> | 1:40.915 |
| 82 | Chris QUINN (NSW) | 1:47.648 | 1:39.717 | 1:39.211 | 1:39.383 | 1:38.570 | 1:38.784 | 1:41.946 | 1:38.785 | <u>1:38.522</u> | 1:39.540 |
| 85 | Ty LYNCH (SA) | 1:46.522 | 1:38.074 | 1:38.421 | <u>1:37.743</u> | 1:38.807 | 1:38.594 | 1:38.838 | 1:39.170 | 1:39.282 | 1:39.800 |
| 86 | Dallas SKEER (SA) | 1:46.328 | 1:38.440 | 1:38.477 | 1:37.774 | 1:37.965 | <u>1:37.569</u> | 1:38.165 | 1:37.811 | 1:37.750 | 1:38.471 |
| 96 | Luke MITCHELL (NSW) | 1:47.729 | <u>1:38.696</u> | 1:38.912 | 1:39.286 | 1:39.367 | 1:39.265 | 1:39.649 | 1:39.826 | 1:39.648 | 1:39.509 |
| 127 | Max STAUFFER (NSW) | 1:45.079 | 1:37.459 | 1:37.657 | 1:37.514 | 1:37.239 | 1:37.171 | 1:37.338 | 1:37.226 | <u>1:36.948</u> | 1:37.075 |
| 555 | Andrew EDSER (NSW) | 1:50.793 | 1:42.792 | 1:42.381 | 1:43.132 | 1:43.231 | 1:42.770 | <u>1:42.345</u> | 1:42.781 | 1:43.151 | 1:43.764 |

The results are provisional until the end of the time limit for protests and appeals.


Chief Timekeeper - Scott Laing

Clerk of Course - Tom Williams



COMPUTIME RACE TIMING SYSTEMS PTY LTD
www.computime.com.au

E-mail: scott@computime.com.au / Ph: 0418 17 13 17





ASBK RESULTS

AUSTRALIAN SUPERSPORT CHAMPIONSHIP

Date: 29/02/20
 Event: R03
 Weather: Mostly cloudy - Temp: 16.1C
 Track: Dry - Temp: 18.5C

Race 1

Started at: 09:00:37
 Laps: 10
 Starters: 22
 Printed at: 18:01

PROVISIONAL SPLIT TIMES

| Lap | Split 1 | Split 2 | Split 3 | Split 4 | Lap Time | Spd | Lap | Split 1 | Split 2 | Split 3 | Split 4 | Lap Time | Spd |
|--------------------------------------|---------------|---------------|---------------|---------------|-----------------|-----|--|---------------|---------------|---------------|---------------|-----------------|-----|
| 1 Tom TOPARIS (NSW) (2nd) | | | | | | | 27 Nic LIMINTON (SA) (3rd) | | | | | | |
| 1 | 29.680 | 28.350 | 18.539 | 26.684 | 1:43.253 | 200 | 1 | 29.809 | 28.389 | 18.580 | 26.815 | 1:43.593 | 198 |
| 2 | 23.171 | 28.107 | 18.408 | 26.817 | 1:36.503 | 268 | 2 | 23.353 | 28.252 | 18.399 | 26.853 | 1:36.857 | 265 |
| 3 | 23.221 | 27.970 | 18.284 | 26.825 | 1:36.300 | 263 | 3 | 23.241 | 28.192 | 18.479 | 26.835 | 1:36.747 | 264 |
| 4 | 23.189 | 28.098 | 18.419 | 26.775 | 1:36.481 | 267 | 4 | 23.076 | 27.984 | 18.431 | 26.901 | 1:36.392 | 265 |
| 5 | 23.119 | 28.101 | 18.488 | 26.889 | 1:36.597 | 267 | 5 | 23.126 | 27.905 | 18.384 | 26.893 | 1:36.308 | 267 |
| 6 | 23.208 | 28.399 | 18.686 | 27.006 | 1:37.299 | 267 | 6 | 23.189 | 28.249 | 18.483 | 27.042 | 1:36.963 | 260 |
| 7 | 23.275 | 28.132 | 18.337 | 26.764 | 1:36.508 | 268 | 7 | 23.440 | 28.107 | 18.478 | 26.984 | 1:37.009 | 257 |
| 8 | 23.290 | 28.141 | 18.709 | 26.962 | 1:37.102 | 273 | 8 | 23.346 | 28.175 | 18.554 | 27.051 | 1:37.126 | 257 |
| 9 | 23.016 | 28.235 | 18.588 | 26.917 | 1:36.756 | 265 | 9 | 23.154 | 28.081 | 18.404 | 26.818 | 1:36.457 | 258 |
| 10 | 23.137 | 27.957 | 18.511 | 27.048 | 1:36.653 | 257 | 10 | 23.204 | 28.182 | 18.365 | 26.920 | 1:36.671 | 257 |
| 17 Broc PEARSON (QLD) (8th) | | | | | | | 28 Jack HYDE (NSW) (5th) | | | | | | |
| 1 | 30.759 | 29.170 | 18.802 | 27.589 | 1:46.320 | 206 | 1 | 29.483 | 28.328 | 18.459 | 26.929 | 1:43.199 | 204 |
| 2 | 23.532 | 28.483 | 18.615 | 27.263 | 1:37.893 | 264 | 2 | 23.430 | 28.190 | 18.297 | 26.851 | 1:36.768 | 265 |
| 3 | 23.410 | 28.636 | 18.698 | 27.369 | 1:38.113 | 270 | 3 | 23.351 | 28.247 | 18.429 | 26.983 | 1:37.010 | 265 |
| 4 | 23.442 | 28.479 | 18.682 | 27.406 | 1:38.009 | 264 | 4 | 22.967 | 28.133 | 18.399 | 27.038 | 1:36.537 | 266 |
| 5 | 23.430 | 28.469 | 18.643 | 27.285 | 1:37.827 | 265 | 5 | 22.957 | 28.469 | 18.335 | 26.986 | 1:36.747 | 266 |
| 6 | 23.590 | 28.549 | 18.594 | 27.450 | 1:38.183 | 263 | 6 | 23.140 | 28.322 | 18.420 | 27.051 | 1:36.933 | 267 |
| 7 | 23.561 | 28.437 | 18.653 | 27.269 | 1:37.920 | 262 | 7 | 23.415 | 28.219 | 18.355 | 27.166 | 1:37.155 | 266 |
| 8 | 23.608 | 28.507 | 18.670 | 27.174 | 1:37.959 | 262 | 8 | 23.223 | 28.512 | 18.475 | 27.049 | 1:37.259 | 267 |
| 9 | 23.349 | 28.322 | 18.717 | 27.623 | 1:38.011 | 267 | 9 | 23.122 | 28.307 | 18.269 | 26.925 | 1:36.623 | 267 |
| 10 | 23.315 | 28.248 | 18.667 | 27.389 | 1:37.619 | 266 | 10 | 22.968 | 28.350 | 18.295 | 27.097 | 1:36.710 | 265 |
| 24 Patrick LI (VIC) (DNF) | | | | | | | 29 Ted COLLINS (VIC) (9th) | | | | | | |
| 1 | 32.085 | 30.609 | 19.605 | 28.712 | 1:51.011 | 211 | 1 | 30.336 | 29.142 | 18.876 | 27.677 | 1:46.031 | 206 |
| 2 | 24.706 | 30.263 | 19.600 | 28.317 | 1:42.886 | 255 | 2 | 23.693 | 28.343 | 18.691 | 27.351 | 1:38.078 | 263 |
| 3 | 24.676 | 29.803 | 19.604 | 28.600 | 1:42.683 | 255 | 3 | 23.783 | 28.860 | 18.639 | 27.353 | 1:38.635 | 265 |
| 4 | 24.739 | 29.844 | 19.614 | 28.572 | 1:42.769 | 255 | 4 | 23.421 | 28.632 | 18.686 | 27.391 | 1:38.130 | 265 |
| 5 | 25.022 | 30.532 | 19.378 | 28.382 | 1:43.314 | 255 | 5 | 23.358 | 28.538 | 18.644 | 27.115 | 1:37.655 | 262 |
| 6 | 25.064 | 29.753 | 19.458 | 28.338 | 1:42.613 | 256 | 6 | 23.422 | 28.728 | 18.534 | 27.208 | 1:37.892 | 265 |
| 25 Brodie MALOUF (NSW) (16th) | | | | | | | 30 Stephany KAPILAWI-JAMES (QLD) (20th) | | | | | | |
| 1 | 31.580 | 30.020 | 19.084 | 27.898 | 1:48.582 | 208 | 1 | 32.895 | 31.061 | 20.106 | 29.002 | 1:53.064 | 203 |
| 2 | 23.756 | 29.407 | 19.028 | 28.112 | 1:40.303 | 269 | 2 | 25.167 | 30.364 | 20.046 | 28.647 | 1:44.224 | 257 |
| 3 | 24.030 | 29.213 | 19.326 | 28.053 | 1:40.622 | 265 | 3 | 24.908 | 30.299 | 20.417 | 28.927 | 1:44.551 | 262 |
| 4 | 24.046 | 29.164 | 19.255 | 27.990 | 1:40.455 | 262 | 4 | 24.831 | 29.965 | 19.967 | 29.402 | 1:44.165 | 259 |
| 5 | 24.026 | 29.229 | 19.572 | 28.194 | 1:41.021 | 263 | 5 | 25.212 | 30.043 | 20.000 | 28.800 | 1:44.055 | 252 |
| 6 | 24.393 | 29.230 | 19.417 | 28.237 | 1:41.277 | 261 | 6 | 25.256 | 30.457 | 20.584 | 28.547 | 1:44.844 | 256 |
| 7 | 24.126 | 30.140 | 19.673 | 27.835 | 1:41.774 | 260 | | | | | | | |
| 8 | 24.246 | 29.417 | 19.553 | 31.246 | 1:44.462 | 258 | | | | | | | |
| 9 | 24.462 | 29.867 | 19.477 | 28.104 | 1:41.910 | 257 | | | | | | | |
| 10 | 24.648 | 29.223 | 19.437 | 28.043 | 1:41.351 | 258 | | | | | | | |

Scott Laing
 Chief Timekeeper - Scott Laing

Tom Williams
 Clerk of Course - Tom Williams



COMPUTIME RACE TIMING SYSTEMS PTY LTD
www.computime.com.au

E-mail: scott@computime.com.au / Ph: 0418 17 13 17





ASBK RESULTS

AUSTRALIAN SUPERSPORT CHAMPIONSHIP

Date: 29/02/20
 Event: R03
 Weather: Mostly cloudy - Temp: 16.1C
 Track: Dry - Temp: 18.5C

Race 1

Started at: 09:00:37
 Laps: 10
 Starters: 22
 Printed at: 18:01

PROVISIONAL SPLIT TIMES

| Lap | Split 1 | Split 2 | Split 3 | Split 4 | Lap Time | Spd | Lap | Split 1 | Split 2 | Split 3 | Split 4 | Lap Time | Spd |
|--------------------------------------|---------------|---------------|---------------|---------------|-----------------|-----|------------------------------------|---------------|---------------|---------------|---------------|-----------------|-----|
| 7 | 24.888 | 30.032 | 20.651 | 29.177 | 1:44.748 | 255 | 5 | 24.976 | 29.974 | 19.656 | 28.639 | 1:43.245 | 258 |
| 8 | 25.200 | 30.218 | 20.554 | 28.712 | 1:44.684 | 252 | 6 | 24.517 | 29.632 | 19.284 | 28.288 | 1:41.721 | 257 |
| 9 | 25.061 | 30.332 | 20.108 | 28.572 | 1:44.073 | 252 | 7 | 24.339 | 29.772 | 19.182 | 27.904 | 1:41.197 | 255 |
| 10 | 25.139 | 30.165 | 20.324 | 28.931 | 1:44.559 | 254 | 8 | 24.202 | 29.308 | 19.415 | 27.841 | 1:40.766 | 261 |
| | | | | | | | 9 | 24.041 | 29.450 | 19.192 | 28.231 | 1:40.914 | 260 |
| | | | | | | | 10 | 25.123 | 29.749 | 19.284 | 28.088 | 1:42.244 | 260 |
| 42 Jack PASSFIELD (NSW) (DNF) | | | | | | | | | | | | | |
| 1 | 29.236 | 28.244 | 18.371 | 27.049 | 1:42.900 | 196 | | | | | | | |
| 2 | 23.207 | 28.151 | 18.234 | 26.608 | 1:36.200 | 265 | 61 Rhys BELLING (VIC) (7th) | | | | | | |
| 3 | 23.216 | 28.030 | 18.386 | 27.007 | 1:36.639 | 260 | 1 | 30.517 | 29.099 | 18.801 | 26.800 | 1:45.217 | 201 |
| 4 | 23.293 | 28.098 | 18.297 | 26.752 | 1:36.440 | 255 | 2 | 23.411 | 28.295 | 18.494 | 27.390 | 1:37.590 | 271 |
| 5 | 22.969 | 28.288 | 18.640 | 26.686 | 1:36.583 | 262 | 3 | 23.625 | 28.201 | 18.506 | 27.224 | 1:37.556 | 267 |
| 6 | 23.471 | 28.269 | 18.788 | 26.955 | 1:37.483 | 257 | 4 | 23.366 | 28.273 | 18.795 | 27.222 | 1:37.656 | 264 |
| 7 | 23.132 | 27.968 | 18.358 | 26.897 | 1:36.355 | 257 | 5 | 23.332 | 28.394 | 18.621 | 27.030 | 1:37.377 | 258 |
| | | | | | | | 6 | 23.293 | 28.279 | 18.516 | 27.054 | 1:37.142 | 260 |
| 46 Aidan HAYES (NSW) (10th) | | | | | | | 7 | 23.352 | 28.340 | 18.624 | 27.024 | 1:37.340 | 258 |
| 1 | 30.337 | 28.589 | 18.538 | 27.080 | 1:44.544 | 205 | 8 | 23.372 | 28.245 | 18.615 | 27.166 | 1:37.398 | 258 |
| 2 | 23.343 | 28.583 | 18.580 | 27.523 | 1:38.029 | 267 | 9 | 23.435 | 28.371 | 18.828 | 27.241 | 1:37.875 | 257 |
| 3 | 23.570 | 28.844 | 18.514 | 27.395 | 1:38.323 | 263 | 10 | 23.535 | 28.553 | 18.876 | 27.469 | 1:38.433 | 256 |
| 4 | 23.421 | 28.357 | 18.547 | 27.420 | 1:37.745 | 267 | | | | | | | |
| 5 | 23.335 | 28.323 | 18.599 | 27.291 | 1:37.548 | 265 | 64 Tom EDWARDS (NSW) (4th) | | | | | | |
| 6 | 23.187 | 28.326 | 18.516 | 27.403 | 1:37.432 | 264 | 1 | 29.943 | 28.646 | 18.512 | 26.797 | 1:43.898 | 201 |
| 7 | 23.385 | 28.476 | 18.586 | 27.397 | 1:37.844 | 265 | 2 | 23.180 | 28.400 | 18.486 | 26.828 | 1:36.894 | 270 |
| 8 | 23.390 | 28.643 | 19.124 | 27.511 | 1:38.668 | 264 | 3 | 23.139 | 28.128 | 18.481 | 26.987 | 1:36.735 | 269 |
| 9 | 23.804 | 28.723 | 18.950 | 27.667 | 1:39.144 | 262 | 4 | 23.059 | 28.084 | 18.372 | 26.991 | 1:36.506 | 269 |
| 10 | 23.614 | 29.055 | 19.188 | 27.549 | 1:39.406 | 260 | 5 | 23.077 | 28.243 | 18.415 | 27.135 | 1:36.870 | 266 |
| | | | | | | | 6 | 23.216 | 28.114 | 18.465 | 26.915 | 1:36.710 | 262 |
| 52 Ryan TAYLOR (VIC) (14th) | | | | | | | 7 | 23.104 | 28.452 | 18.374 | 26.917 | 1:36.847 | 265 |
| 1 | 31.398 | 29.707 | 18.970 | 27.882 | 1:47.957 | 209 | 8 | 22.927 | 28.233 | 18.492 | 27.000 | 1:36.652 | 274 |
| 2 | 23.844 | 29.125 | 18.828 | 27.553 | 1:39.350 | 268 | 9 | 23.203 | 28.205 | 18.271 | 27.065 | 1:36.744 | 266 |
| 3 | 23.928 | 28.667 | 18.970 | 27.519 | 1:39.084 | 266 | 10 | 23.032 | 28.235 | 18.379 | 26.889 | 1:36.535 | 260 |
| 4 | 23.970 | 29.167 | 18.912 | 27.588 | 1:39.637 | 264 | | | | | | | |
| 5 | 23.624 | 29.062 | 18.967 | 27.292 | 1:38.945 | 266 | 68 Oli BAYLISS (QLD) (1st) | | | | | | |
| 6 | 23.652 | 28.615 | 18.883 | 27.511 | 1:38.661 | 266 | 1 | 29.023 | 28.263 | 18.440 | 27.072 | 1:42.798 | 201 |
| 7 | 23.786 | 28.849 | 19.012 | 27.617 | 1:39.264 | 262 | 2 | 23.127 | 27.933 | 18.409 | 26.809 | 1:36.278 | 260 |
| 8 | 23.968 | 28.719 | 19.167 | 27.870 | 1:39.724 | 262 | 3 | 23.379 | 28.111 | 18.332 | 26.941 | 1:36.763 | 257 |
| 9 | 24.083 | 28.536 | 19.265 | 27.824 | 1:39.708 | 262 | 4 | 23.022 | 28.059 | 18.371 | 26.809 | 1:36.261 | 265 |
| 10 | 24.164 | 28.839 | 18.839 | 27.889 | 1:39.731 | 261 | 5 | 23.338 | 28.125 | 18.361 | 26.815 | 1:36.639 | 258 |
| | | | | | | | 6 | 23.353 | 28.547 | 18.471 | 27.086 | 1:37.457 | 258 |
| 58 Mitch KUHNE (QLD) (18th) | | | | | | | 7 | 23.405 | 28.017 | 18.339 | 26.843 | 1:36.604 | 255 |
| 1 | 31.657 | 30.339 | 19.391 | 28.384 | 1:49.771 | 213 | 8 | 23.184 | 28.053 | 18.911 | 26.988 | 1:37.136 | 269 |
| 2 | 24.639 | 30.392 | 19.470 | 28.693 | 1:43.194 | 262 | 9 | 23.270 | 28.245 | 18.598 | 26.839 | 1:36.952 | 260 |
| 3 | 24.835 | 30.223 | 19.485 | 28.550 | 1:43.093 | 257 | 10 | 23.223 | 28.111 | 18.318 | 26.875 | 1:36.527 | 255 |
| 4 | 24.936 | 29.966 | 19.597 | 28.589 | 1:43.088 | 262 | | | | | | | |

Scott Laing
 Chief Timekeeper - Scott Laing

Tom Williams
 Clerk of Course - Tom Williams



COMPUTIME RACE TIMING SYSTEMS PTY LTD
www.computime.com.au

E-mail: scott@computime.com.au / Ph: 0418 17 13 17





ASBK RESULTS

AUSTRALIAN SUPERSPORT CHAMPIONSHIP

Date: 29/02/20
 Event: R03
 Weather: Mostly cloudy - Temp: 16.1C
 Track: Dry - Temp: 18.5C


Race 1


Started at: 09:00:37
 Laps: 10
 Starters: 22
 Printed at: 18:01

PROVISIONAL SPLIT TIMES

| Lap | Split 1 | Split 2 | Split 3 | Split 4 | Lap Time | Spd | Lap | Split 1 | Split 2 | Split 3 | Split 4 | Lap Time | Spd |
|--------------------------------------|---------------|---------------|---------------|---------------|-----------------|-----|--------------------------------------|---------------|---------------|---------------|---------------|-----------------|-----|
| 71 Darren McGRATH (WA) (17th) | | | | | | | 7 | 23.665 | 28.688 | 18.612 | 27.200 | 1:38.165 | 269 |
| 1 | 32.241 | 30.526 | 19.778 | 28.504 | 1:51.049 | 205 | 8 | 23.457 | 28.462 | 18.633 | 27.259 | 1:37.811 | 266 |
| 2 | 24.389 | 30.280 | 19.462 | 28.763 | 1:42.894 | 257 | 9 | 23.297 | 28.379 | 18.618 | 27.456 | 1:37.750 | 267 |
| 3 | 24.507 | 29.669 | 19.627 | 28.754 | 1:42.557 | 256 | 10 | 23.709 | 28.453 | 18.771 | 27.538 | 1:38.471 | 263 |
| 4 | 24.680 | 30.148 | 19.709 | 28.690 | 1:43.227 | 253 | 96 Luke MITCHELL (NSW) (13th) | | | | | | |
| 5 | 24.453 | 30.329 | 19.366 | 28.729 | 1:42.877 | 258 | 1 | 31.319 | 29.648 | 18.973 | 27.789 | 1:47.729 | 206 |
| 6 | 24.665 | 29.424 | 19.326 | 28.250 | 1:41.665 | 247 | 2 | 23.775 | 28.593 | 18.814 | 27.514 | 1:38.696 | 268 |
| 7 | 24.142 | 29.576 | 19.009 | 28.016 | 1:40.743 | 249 | 3 | 23.700 | 28.740 | 18.907 | 27.565 | 1:38.912 | 264 |
| 8 | 23.925 | 29.228 | 19.322 | 27.939 | 1:40.414 | 249 | 4 | 23.823 | 28.726 | 18.996 | 27.741 | 1:39.286 | 263 |
| 9 | 23.911 | 29.044 | 19.295 | 28.037 | 1:40.287 | 249 | 5 | 23.826 | 28.766 | 19.069 | 27.706 | 1:39.367 | 261 |
| 10 | 24.043 | 29.250 | 19.232 | 28.390 | 1:40.915 | 249 | 6 | 23.870 | 28.730 | 19.036 | 27.629 | 1:39.265 | 262 |
| 82 Chris QUINN (NSW) (15th) | | | | | | | 7 | 23.951 | 28.785 | 19.091 | 27.822 | 1:39.649 | 260 |
| 1 | 31.308 | 29.466 | 18.930 | 27.944 | 1:47.648 | 207 | 8 | 24.622 | 28.676 | 19.005 | 27.523 | 1:39.826 | 259 |
| 2 | 24.057 | 28.998 | 18.863 | 27.799 | 1:39.717 | 267 | 9 | 23.845 | 28.792 | 19.355 | 27.656 | 1:39.648 | 263 |
| 3 | 23.770 | 28.952 | 19.031 | 27.458 | 1:39.211 | 268 | 10 | 24.040 | 28.542 | 19.025 | 27.902 | 1:39.509 | 260 |
| 4 | 23.715 | 28.981 | 18.874 | 27.813 | 1:39.383 | 271 | 127 Max STAUFFER (NSW) (6th) | | | | | | |
| 5 | 23.602 | 28.715 | 18.745 | 27.508 | 1:38.570 | 263 | 1 | 30.150 | 29.137 | 18.759 | 27.033 | 1:45.079 | 205 |
| 6 | 23.608 | 28.888 | 18.766 | 27.522 | 1:38.784 | 264 | 2 | 23.300 | 28.384 | 18.528 | 27.247 | 1:37.459 | 273 |
| 7 | 23.712 | 31.604 | 18.984 | 27.646 | 1:41.946 | 262 | 3 | 23.530 | 28.376 | 18.606 | 27.145 | 1:37.657 | 269 |
| 8 | 23.693 | 28.680 | 18.907 | 27.505 | 1:38.785 | 262 | 4 | 23.445 | 28.151 | 18.924 | 26.994 | 1:37.514 | 266 |
| 9 | 23.666 | 28.637 | 18.701 | 27.518 | 1:38.522 | 263 | 5 | 23.307 | 28.307 | 18.716 | 26.909 | 1:37.239 | 267 |
| 10 | 24.094 | 29.010 | 18.755 | 27.681 | 1:39.540 | 263 | 6 | 23.236 | 28.439 | 18.677 | 26.819 | 1:37.171 | 266 |
| 85 Ty LYNCH (SA) (12th) | | | | | | | 7 | 23.330 | 28.396 | 18.782 | 26.830 | 1:37.338 | 265 |
| 1 | 30.974 | 29.122 | 18.791 | 27.635 | 1:46.522 | 214 | 8 | 23.210 | 28.333 | 18.740 | 26.943 | 1:37.226 | 265 |
| 2 | 23.693 | 28.628 | 18.505 | 27.248 | 1:38.074 | 267 | 9 | 23.344 | 28.094 | 18.539 | 26.971 | 1:36.948 | 265 |
| 3 | 23.682 | 28.643 | 18.704 | 27.392 | 1:38.421 | 262 | 10 | 23.309 | 28.217 | 18.677 | 26.872 | 1:37.075 | 265 |
| 4 | 23.373 | 28.587 | 18.587 | 27.196 | 1:37.743 | 262 | 555 Andrew EDSER (NSW) (19th) | | | | | | |
| 5 | 23.713 | 28.854 | 18.753 | 27.487 | 1:38.807 | 258 | 1 | 32.368 | 30.195 | 19.602 | 28.628 | 1:50.793 | 212 |
| 6 | 23.529 | 28.711 | 18.915 | 27.439 | 1:38.594 | 258 | 2 | 24.736 | 30.072 | 19.398 | 28.586 | 1:42.792 | 265 |
| 7 | 23.703 | 28.627 | 18.894 | 27.614 | 1:38.838 | 255 | 3 | 24.626 | 29.573 | 19.553 | 28.629 | 1:42.381 | 263 |
| 8 | 23.722 | 28.892 | 19.085 | 27.471 | 1:39.170 | 255 | 4 | 24.931 | 29.679 | 19.812 | 28.710 | 1:43.132 | 260 |
| 9 | 23.762 | 28.918 | 18.996 | 27.606 | 1:39.282 | 254 | 5 | 24.912 | 29.757 | 19.859 | 28.703 | 1:43.231 | 259 |
| 10 | 23.874 | 29.185 | 19.099 | 27.642 | 1:39.800 | 254 | 6 | 25.111 | 29.702 | 19.583 | 28.374 | 1:42.770 | 257 |
| 86 Dallas SKEER (SA) (11th) | | | | | | | 7 | 24.647 | 29.616 | 19.653 | 28.429 | 1:42.345 | 262 |
| 1 | 30.636 | 29.141 | 18.844 | 27.707 | 1:46.328 | 212 | 8 | 24.548 | 29.639 | 19.770 | 28.824 | 1:42.781 | 258 |
| 2 | 23.745 | 28.600 | 18.630 | 27.465 | 1:38.440 | 265 | 9 | 24.814 | 29.739 | 19.827 | 28.771 | 1:43.151 | 258 |
| 3 | 23.660 | 28.762 | 18.618 | 27.437 | 1:38.477 | 272 | 10 | 24.984 | 30.047 | 19.913 | 28.820 | 1:43.764 | 257 |
| 4 | 23.577 | 28.639 | 18.521 | 27.037 | 1:37.774 | 271 | | | | | | | |
| 5 | 23.631 | 28.509 | 18.690 | 27.135 | 1:37.965 | 271 | | | | | | | |
| 6 | 23.459 | 28.562 | 18.435 | 27.113 | 1:37.569 | 265 | | | | | | | |

The results are provisional until the end of the time limit for protests and appeals.


 Chief Timekeeper - Scott Laing


 Clerk of Course - Tom Williams



COMPUTIME RACE TIMING SYSTEMS PTY LTD
www.computime.com.au

E-mail: scott@computime.com.au / Ph: 0418 17 13 17





ASBK RESULTS

AUSTRALIAN SUPERSPORT CHAMPIONSHIP

Race 1

Date: 29/02/20
Event: R03
Weather: Mostly cloudy - Temp: 16.1C
Track: Dry - Temp: 18.5C

Started at: 09:00:37
Laps: 10
Starters: 22
Printed at: 18:01

PROVISIONAL FASTEST LAPS SEQUENCE

| Lap | Race Pos | No | Name | Machine | Fastest Lap | On Lap |
|-----|----------|----|----------------------|---------------|-------------|--------|
| 1 | 1 | 68 | Oli BAYLISS (QLD) | Yamaha YZF-R6 | 1:42.798 | 1 |
| 2 | 1 | 68 | Oli BAYLISS (QLD) | Yamaha YZF-R6 | 1:36.278 | 2 |
| 2 | 2 | 42 | Jack PASSFIELD (NSW) | Yamaha YZF-R6 | 1:36.200 | 2 |

The results are provisional until the end of the time limit for protests and appeals.

Chief Timekeeper - Scott Laing

Clerk of Course - Tom Williams



COMPUTIME RACE TIMING SYSTEMS PTY LTD
www.computime.com.au

E-mail: scott@computime.com.au / Ph: 0418 17 13 17





ASBK RESULTS

AUSTRALIAN SUPERSPORT CHAMPIONSHIP

Date: 29/02/20
Event: R03
Weather: Mostly cloudy - Temp: 16.1C
Track: Dry - Temp: 18.5C

Race 1

Started at: 09:00:37
Laps: 10
Starters: 22
Printed at: 18:01

PROVISIONAL LAP SHEET

| No | Lap Time | Gap | No | Lap Time | Gap | No | Lap Time | Gap | No | Lap Time | Gap | No | Lap Time | Gap | | | | | | |
|--------------|----------|--------|--------------|----------|--------|--------------|----------|--------|--------------|----------|--------|--------------|----------|--------|-----|----------|--------|----|----------|-------|
| Lap 1 | | | 64 | 1:36.894 | 1.716 | 86 | 1:38.477 | 7.506 | 24 | 1:42.769 | 27.249 | 1 | 1:37.299 | .237 | 27 | 1:36.963 | .664 | | | |
| 68 | 1:42.798 | | 127 | 1:37.459 | 3.462 | 96 | 1:38.912 | 9.598 | 71 | 1:43.227 | 27.627 | 30 | 1:44.165 | 33.904 | 28 | 1:36.933 | .998 | 64 | 1:36.710 | 1.417 |
| 42 | 1:42.900 | .102 | 46 | 1:38.029 | 3.497 | 52 | 1:39.084 | 10.652 | Lap 5 | | | 68 | 1:36.639 | | 127 | 1:37.171 | 5.923 | | | |
| 28 | 1:43.199 | .401 | 61 | 1:37.590 | 3.731 | 82 | 1:39.211 | 10.837 | 68 | 1:36.639 | | 61 | 1:37.142 | 6.342 | 46 | 1:37.432 | 7.425 | | | |
| 1 | 1:43.253 | .455 | 29 | 1:38.078 | 5.033 | 25 | 1:40.622 | 13.768 | 42 | 1:36.583 | .023 | 17 | 1:38.183 | 10.149 | 29 | 1:37.892 | 10.225 | | | |
| 27 | 1:43.593 | .795 | 17 | 1:37.893 | 5.137 | 555 | 1:42.381 | 20.227 | 1 | 1:36.597 | .395 | 27 | 1:36.308 | 1.158 | 86 | 1:37.569 | 10.357 | | | |
| 64 | 1:43.898 | 1.100 | 85 | 1:38.074 | 5.520 | 58 | 1:43.093 | 20.319 | 27 | 1:36.308 | 1.158 | 28 | 1:36.747 | 1.522 | 85 | 1:38.594 | 11.965 | | | |
| 46 | 1:44.544 | 1.746 | 86 | 1:38.440 | 5.692 | 71 | 1:42.557 | 20.761 | 64 | 1:36.870 | 2.164 | 127 | 1:37.239 | 6.209 | 96 | 1:39.265 | 17.059 | | | |
| 127 | 1:45.079 | 2.281 | 96 | 1:38.696 | 7.349 | 24 | 1:42.683 | 20.841 | 1 | 1:36.597 | .395 | 61 | 1:37.377 | 6.657 | 82 | 1:38.784 | 17.117 | | | |
| 61 | 1:45.217 | 2.419 | 52 | 1:39.350 | 8.231 | 30 | 1:44.551 | 26.100 | 27 | 1:36.308 | 1.158 | 46 | 1:37.548 | 7.450 | 52 | 1:38.661 | 17.438 | | | |
| 29 | 1:46.031 | 3.233 | 82 | 1:39.717 | 8.289 | Lap 4 | | | 17 | 1:37.827 | 9.423 | 25 | 1:41.277 | 26.064 | | | | | | |
| 17 | 1:46.320 | 3.522 | 25 | 1:40.303 | 9.809 | 68 | 1:36.261 | | 29 | 1:37.655 | 9.790 | 58 | 1:41.721 | 37.916 | | | | | | |
| 86 | 1:46.328 | 3.530 | 58 | 1:43.194 | 13.889 | 42 | 1:36.440 | .079 | 86 | 1:37.965 | 10.245 | 71 | 1:41.665 | 38.073 | | | | | | |
| 85 | 1:46.522 | 3.724 | 555 | 1:42.792 | 14.509 | 1 | 1:36.481 | .437 | 85 | 1:38.807 | 10.828 | 555 | 1:42.770 | 38.903 | | | | | | |
| 82 | 1:47.648 | 4.850 | 24 | 1:42.886 | 14.821 | 28 | 1:36.537 | 1.414 | 96 | 1:39.367 | 15.251 | 24 | 1:42.613 | 39.080 | | | | | | |
| 96 | 1:47.729 | 4.931 | 71 | 1:42.894 | 14.867 | 27 | 1:36.392 | 1.489 | 82 | 1:38.570 | 15.790 | 30 | 1:44.844 | 48.707 | | | | | | |
| 52 | 1:47.957 | 5.159 | 30 | 1:44.224 | 18.212 | 64 | 1:36.506 | 1.933 | 52 | 1:38.945 | 16.234 | Lap 7 | | | | | | | | |
| 25 | 1:48.582 | 5.784 | Lap 3 | | | 127 | 1:37.514 | 5.609 | 25 | 1:41.021 | 22.244 | 42 | 1:36.355 | | | | | | | |
| 58 | 1:49.771 | 6.973 | 42 | 1:36.639 | | 61 | 1:37.656 | 5.919 | 555 | 1:43.231 | 33.590 | 68 | 1:36.604 | .200 | | | | | | |
| 555 | 1:50.793 | 7.995 | 68 | 1:36.763 | .100 | 46 | 1:37.745 | 6.541 | 58 | 1:43.245 | 33.652 | 1 | 1:36.508 | .341 | | | | | | |
| 24 | 1:51.011 | 8.213 | 1 | 1:36.300 | .317 | 17 | 1:38.009 | 8.235 | 71 | 1:42.877 | 33.865 | 27 | 1:37.009 | 1.269 | | | | | | |
| 71 | 1:51.049 | 8.251 | 28 | 1:37.010 | 1.238 | 85 | 1:37.743 | 8.660 | 24 | 1:43.314 | 33.924 | 28 | 1:37.155 | 1.749 | | | | | | |
| 30 | 1:53.064 | 10.266 | 27 | 1:36.747 | 1.458 | 29 | 1:38.130 | 8.774 | 30 | 1:44.055 | 41.320 | 64 | 1:36.847 | 1.860 | | | | | | |
| Lap 2 | | | 64 | 1:36.735 | 1.788 | 86 | 1:37.774 | 8.919 | Lap 6 | | | 127 | 1:37.338 | 6.857 | | | | | | |
| 68 | 1:36.278 | | 127 | 1:37.657 | 4.456 | 96 | 1:39.286 | 12.523 | 68 | 1:37.457 | | 61 | 1:37.340 | 7.278 | | | | | | |
| 42 | 1:36.200 | .024 | 61 | 1:37.556 | 4.624 | 82 | 1:39.383 | 13.859 | 42 | 1:37.483 | .049 | 46 | 1:37.844 | 8.865 | | | | | | |
| 1 | 1:36.503 | .680 | 46 | 1:38.323 | 5.157 | 52 | 1:39.637 | 13.928 | | | | | | | | | | | | |
| 28 | 1:36.768 | .891 | 17 | 1:38.113 | 6.587 | 25 | 1:40.455 | 17.862 | | | | | | | | | | | | |
| 27 | 1:36.857 | 1.374 | 29 | 1:38.635 | 7.005 | 555 | 1:43.132 | 26.998 | | | | | | | | | | | | |
| | | | | | | 85 | 1:38.421 | 7.278 | | | | | | | | | | | | |

Scott Laing
Chief Timekeeper - Scott Laing

Tom Williams
Clerk of Course - Tom Williams



COMPUTIME RACE TIMING SYSTEMS PTY LTD
www.computime.com.au

E-mail: scott@computime.com.au / Ph: 0418 17 13 17





ASBK RESULTS

AUSTRALIAN SUPERSPORT CHAMPIONSHIP

Race 1

Date: 29/02/20
Event: R03
Weather: Mostly cloudy - Temp: 16.1C
Track: Dry - Temp: 18.5C

Started at: 09:00:37
Laps: 10
Starters: 22
Printed at: 18:01

PROVISIONAL LAP SHEET

| No | Lap Time | Gap | No | Lap Time | Gap | No | Lap Time | Gap |
|--------------|----------|--------|---------------|----------|---------|-----|----------|---------|
| 17 | 1:37.920 | 11.665 | 58 | 1:40.766 | 46.139 | 28 | 1:36.710 | 1.526 |
| 29 | 1:37.907 | 11.728 | 555 | 1:42.781 | 50.289 | 127 | 1:37.075 | 7.291 |
| 86 | 1:38.165 | 12.118 | 30 | 1:44.684 | 1:04.39 | 61 | 1:38.433 | 10.169 |
| 85 | 1:38.838 | 14.399 | | | | 17 | 1:37.619 | 14.439 |
| 52 | 1:39.264 | 20.298 | Lap 9 | | | 29 | 1:37.727 | 14.518 |
| 96 | 1:39.649 | 20.304 | 1 | 1:36.756 | | 46 | 1:39.406 | 15.268 |
| 82 | 1:41.946 | 22.659 | 68 | 1:36.952 | .089 | 86 | 1:38.471 | 15.335 |
| 25 | 1:41.774 | 31.434 | 27 | 1:36.457 | .653 | 85 | 1:39.800 | 21.836 |
| 71 | 1:40.743 | 42.412 | 64 | 1:36.744 | 1.057 | 96 | 1:39.509 | 28.472 |
| 58 | 1:41.197 | 42.709 | 28 | 1:36.623 | 1.432 | 52 | 1:39.731 | 28.646 |
| 555 | 1:42.345 | 44.844 | 127 | 1:36.948 | 6.832 | 82 | 1:39.540 | 28.691 |
| 30 | 1:44.748 | 57.051 | 61 | 1:37.875 | 8.352 | 25 | 1:41.351 | 48.342 |
| | | | 46 | 1:39.144 | 12.478 | 71 | 1:40.915 | 53.213 |
| Lap 8 | | | 29 | 1:38.218 | 13.407 | 58 | 1:42.244 | 55.818 |
| 68 | 1:37.136 | | 17 | 1:38.011 | 13.436 | 555 | 1:43.764 | 1:03.72 |
| 1 | 1:37.102 | .107 | 86 | 1:37.750 | 13.480 | 30 | 1:44.559 | 1:19.55 |
| 27 | 1:37.126 | 1.059 | 85 | 1:39.282 | 18.652 | | | |
| 64 | 1:36.652 | 1.176 | 52 | 1:39.708 | 25.531 | | | |
| 28 | 1:37.259 | 1.672 | 96 | 1:39.648 | 25.579 | | | |
| 127 | 1:37.226 | 6.747 | 82 | 1:38.522 | 25.767 | | | |
| 61 | 1:37.398 | 7.340 | 25 | 1:41.910 | 43.607 | | | |
| 46 | 1:38.668 | 10.197 | 71 | 1:40.287 | 48.914 | | | |
| 29 | 1:37.660 | 12.052 | 58 | 1:40.914 | 50.190 | | | |
| 17 | 1:37.959 | 12.288 | 555 | 1:43.151 | 56.577 | | | |
| 86 | 1:37.811 | 12.593 | 30 | 1:44.073 | 1:11.60 | | | |
| 85 | 1:39.170 | 16.233 | | | | | | |
| 52 | 1:39.724 | 22.686 | Lap 10 | | | | | |
| 96 | 1:39.826 | 22.794 | 68 | 1:36.527 | | | | |
| 82 | 1:38.785 | 24.108 | 1 | 1:36.653 | .037 | | | |
| 25 | 1:44.462 | 38.560 | 27 | 1:36.671 | .708 | | | |
| 71 | 1:40.414 | 45.490 | 64 | 1:36.535 | .976 | | | |

The results are provisional until the end of the time limit for protests and appeals.


Scott Laing
Chief Timekeeper - Scott Laing

Tom Williams
Clerk of Course - Tom Williams



COMPUTIME RACE TIMING SYSTEMS PTY LTD
www.computime.com.au

E-mail: scott@computime.com.au / Ph: 0418 17 13 17





ASBK RESULTS

AUSTRALIAN SUPERSPORT CHAMPIONSHIP

Race 1

Date: 29/02/20
Event: R03
Weather: Mostly cloudy - Temp: 16.1C
Track: Dry - Temp: 18.5C

Started at: 09:00:37
Laps: 10
Starters: 22
Printed at: 18:01

PROVISIONAL LAP CHART

| Name | Grid | 1 | 2 | 3 | 4 | 5 | 6 | 7 | 8 | 9 | 10 | Name |
|-------------------|------|-----|-----|-----|-----|-----|-----|-----|-----|-----|-----|-------------------|
| O. BAYLISS | 68 | 68 | 68 | 42 | 68 | 68 | 68 | 42 | 68 | 1 | 68 | O. BAYLISS |
| T. TOPARIS | 1 | 42 | 42 | 68 | 42 | 42 | 42 | 68 | 1 | 68 | 1 | T. TOPARIS |
| J. PASSFIELD | 42 | 28 | 1 | 1 | 1 | 1 | 1 | 1 | 27 | 27 | 27 | N. LIMINTON |
| N. LIMINTON | 27 | 1 | 28 | 28 | 28 | 27 | 27 | 27 | 64 | 64 | 64 | T. EDWARDS |
| M. STAUFFER | 127 | 27 | 27 | 27 | 27 | 28 | 28 | 28 | 28 | 28 | 28 | J. HYDE |
| J. HYDE | 28 | 64 | 64 | 64 | 64 | 64 | 64 | 64 | 127 | 127 | 127 | M. STAUFFER |
| R. BELLING | 61 | 46 | 127 | 127 | 127 | 127 | 127 | 127 | 61 | 61 | 61 | R. BELLING |
| T. EDWARDS | 64 | 127 | 46 | 61 | 61 | 61 | 61 | 61 | 46 | 46 | 17 | B. PEARSON |
| B. PEARSON | 17 | 61 | 61 | 46 | 46 | 46 | 46 | 46 | 29 | 29 | 29 | T. COLLINS |
| A. HAYES | 46 | 29 | 29 | 17 | 17 | 17 | 17 | 17 | 17 | 17 | 46 | A. HAYES |
| T. COLLINS | 29 | 17 | 17 | 29 | 85 | 29 | 29 | 29 | 86 | 86 | 86 | D. SKEER |
| L. MITCHELL | 96 | 86 | 85 | 85 | 29 | 86 | 86 | 86 | 85 | 85 | 85 | T. LYNCH |
| D. SKEER | 86 | 85 | 86 | 86 | 86 | 85 | 85 | 85 | 52 | 52 | 96 | L. MITCHELL |
| B. MALOUF | 25 | 82 | 96 | 96 | 96 | 96 | 96 | 52 | 96 | 96 | 52 | R. TAYLOR |
| C. QUINN | 82 | 96 | 52 | 52 | 82 | 82 | 82 | 96 | 82 | 82 | 82 | C. QUINN |
| R. TAYLOR | 52 | 52 | 82 | 82 | 52 | 52 | 52 | 82 | 25 | 25 | 25 | B. MALOUF |
| M. KUHNE | 58 | 25 | 25 | 25 | 25 | 25 | 25 | 25 | 71 | 71 | 71 | D. McGRATH |
| D. McGRATH | 71 | 58 | 58 | 555 | 555 | 555 | 58 | 71 | 58 | 58 | 58 | M. KUHNE |
| R. BATTYE | 33 | 555 | 555 | 58 | 58 | 58 | 71 | 58 | 555 | 555 | 555 | A. EDSER |
| A. EDSER | 555 | 24 | 24 | 71 | 24 | 71 | 555 | 555 | 30 | 30 | 30 | S. KAPILAWI-JAMES |
| S. KAPILAWI-JAMES | 30 | 71 | 71 | 24 | 71 | 24 | 24 | 30 | | | | |
| T. LYNCH | 85 | 30 | 30 | 30 | 30 | 30 | 30 | | | | | |
| P. LI | 24 | | | | | | | | | | | |

The results are provisional until the end of the time limit for protests and appeals.

Scott Laing
Chief Timekeeper - Scott Laing

Tom Williams
Clerk of Course - Tom Williams



COMPUTIME RACE TIMING SYSTEMS PTY LTD
www.computime.com.au

E-mail: scott@computime.com.au / Ph: 0418 17 13 17





ASBK RESULTS

AUSTRALIAN SUPERSPORT CHAMPIONSHIP

Race 1

Date: 29/02/20
Event: R03
Weather: Mostly cloudy - Temp: 16.1C
Track: Dry - Temp: 18.5C

Started at: 09:00:37
Laps: 10
Starters: 22
Printed at: 18:01

PROVISIONAL BEST PARTIAL TIMES

| Pos | Split 1 | | Split 2 | | Split 3 | | Split 4 | | LAP | | Ideal | Fastest |
|-----|---------------|--------|---------------|--------|---------------|--------|---------------|--------|---------------|----------|----------|---------|
| | Name | Time | Name | Time | Name | Time | Name | Time | Name | Time | | |
| 1 | T. EDWARDS | 22.927 | N. LIMINTON | 27.905 | J. PASSFIELD | 18.234 | J. PASSFIELD | 26.608 | J. PASSFIELD | 1:35.779 | 1:36.200 | |
| 2 | J. HYDE | 22.957 | O. BAYLISS | 27.933 | J. HYDE | 18.269 | T. TOPARIS | 26.684 | T. TOPARIS | 1:35.941 | 1:36.300 | |
| 3 | J. PASSFIELD | 22.969 | T. TOPARIS | 27.957 | T. EDWARDS | 18.271 | T. EDWARDS | 26.797 | T. EDWARDS | 1:36.079 | 1:36.506 | |
| 4 | T. TOPARIS | 23.016 | J. PASSFIELD | 27.968 | T. TOPARIS | 18.284 | R. BELLING | 26.800 | O. BAYLISS | 1:36.082 | 1:36.261 | |
| 5 | O. BAYLISS | 23.022 | T. EDWARDS | 28.084 | O. BAYLISS | 18.318 | O. BAYLISS | 26.809 | N. LIMINTON | 1:36.161 | 1:36.308 | |
| 6 | N. LIMINTON | 23.076 | M. STAUFFER | 28.094 | N. LIMINTON | 18.365 | N. LIMINTON | 26.815 | J. HYDE | 1:36.210 | 1:36.537 | |
| 7 | A. HAYES | 23.187 | J. HYDE | 28.133 | D. SKEER | 18.435 | M. STAUFFER | 26.819 | M. STAUFFER | 1:36.651 | 1:36.948 | |
| 8 | M. STAUFFER | 23.210 | R. BELLING | 28.201 | R. BELLING | 18.494 | J. HYDE | 26.851 | R. BELLING | 1:36.788 | 1:37.142 | |
| 9 | R. BELLING | 23.293 | B. PEARSON | 28.248 | T. LYNCH | 18.505 | T. COLLINS | 27.020 | A. HAYES | 1:37.104 | 1:37.432 | |
| 10 | D. SKEER | 23.297 | A. HAYES | 28.323 | A. HAYES | 18.514 | D. SKEER | 27.037 | D. SKEER | 1:37.148 | 1:37.569 | |
| 11 | T. COLLINS | 23.307 | T. COLLINS | 28.343 | M. STAUFFER | 18.528 | A. HAYES | 27.080 | T. COLLINS | 1:37.204 | 1:37.655 | |
| 12 | B. PEARSON | 23.315 | D. SKEER | 28.379 | T. COLLINS | 18.534 | B. PEARSON | 27.174 | B. PEARSON | 1:37.331 | 1:37.619 | |
| 13 | T. LYNCH | 23.373 | R. TAYLOR | 28.536 | B. PEARSON | 18.594 | T. LYNCH | 27.196 | T. LYNCH | 1:37.661 | 1:37.743 | |
| 14 | C. QUINN | 23.602 | L. MITCHELL | 28.542 | C. QUINN | 18.701 | R. TAYLOR | 27.292 | R. TAYLOR | 1:38.280 | 1:38.661 | |
| 15 | R. TAYLOR | 23.624 | T. LYNCH | 28.587 | L. MITCHELL | 18.814 | C. QUINN | 27.458 | C. QUINN | 1:38.398 | 1:38.522 | |
| 16 | L. MITCHELL | 23.700 | C. QUINN | 28.637 | R. TAYLOR | 18.828 | L. MITCHELL | 27.514 | L. MITCHELL | 1:38.570 | 1:38.696 | |
| 17 | B. MALOUF | 23.756 | D. McGRATH | 29.044 | D. McGRATH | 19.009 | B. MALOUF | 27.835 | B. MALOUF | 1:39.783 | 1:40.303 | |
| 18 | D. McGRATH | 23.911 | B. MALOUF | 29.164 | B. MALOUF | 19.028 | M. KUHNE | 27.841 | D. McGRATH | 1:39.903 | 1:40.287 | |
| 19 | M. KUHNE | 24.041 | M. KUHNE | 29.308 | M. KUHNE | 19.182 | D. McGRATH | 27.939 | M. KUHNE | 1:40.372 | 1:40.766 | |
| 20 | P. LI | 24.532 | A. EDSER | 29.573 | P. LI | 19.378 | P. LI | 28.317 | A. EDSER | 1:41.893 | 1:42.345 | |
| 21 | A. EDSER | 24.548 | P. LI | 29.753 | A. EDSER | 19.398 | A. EDSER | 28.374 | P. LI | 1:41.980 | 1:42.613 | |
| 22 | S. KAPILAWI-J | 24.831 | S. KAPILAWI-J | 29.965 | S. KAPILAWI-J | 19.967 | S. KAPILAWI-J | 28.547 | S. KAPILAWI-J | 1:43.310 | 1:44.055 | |

The results are provisional until the end of the time limit for protests and appeals.


Chief Timekeeper - Scott Laing

Clerk of Course - Tom Williams



COMPUTIME RACE TIMING SYSTEMS PTY LTD
www.computime.com.au

E-mail: scott@computime.com.au / Ph: 0418 17 13 17





ASBK RESULTS

AUSTRALIAN SUPERSPORT CHAMPIONSHIP

Race 1

Date: 29/02/20
Event: R03
Weather: Mostly cloudy - Temp: 16.1C
Track: Dry - Temp: 18.5C

Started at: 09:00:37
Laps: 10
Starters: 22
Printed at: 18:02

PROVISIONAL RACE INFORMATION

| Time | Description |
|----------|--|
| 08:50:24 | SIGHTING LAP STARTED |
| 08:52:27 | BIKES ON GRID - WARM UP LAP AT 8:57am |
| 08:58:11 | WARM UP LAP STARTED |
| 09:00:37 | Event Start |
| 09:13:11 | Rider 42 (Jack PASSFIELD) CRASHED TURN 6 |
| 09:16:50 | Chequered Flag |
| 09:18:29 | Event Finish |

The results are provisional until the end of the time limit for protests and appeals.

Chief Timekeeper - Scott Laing

Clerk of Course - Tom Williams



COMPUTIME RACE TIMING SYSTEMS PTY LTD
www.computime.com.au

E-mail: scott@computime.com.au / Ph: 0418 17 13 17

